

# KUBOTA HARVES KING PRO HIGH SPEED HARVESTER



### Dust Remover

The dust remover reduces the amount of dust around the cutting area and the operator's seat.



### Easy Unclogging

Requiring the simple operation of the reverse processing mechanism lever, the reverse processing mechanism reverses movement in the cutting and conveying stages so that unclogging takes place with ease.



### Speedy Unloading

As the grain tank can be discharged in just 1 minute and 30 seconds\* when full, operations are resumed quickly with minimum downtime.



\*The result may differ according to conditions.

### Easy Unloading

Conveniently located to the right side of the operator are the unloading auger swing switch, the unloading auger UP/Down switch,



### Compact and Light Body

In the condition of deep paddy fields, HARVESKING PRO features compact and light-weight body can harvest while making turns contributing to minimum idling time.



### Large-capacity Radiator

The large-capacity radiator prevents overheating under adverse conditions; can reduce the down time while reaping.



### Specifications

Model		DC-68G HARVESKING PRO	
Dimension	Length	mm 4800	
	Width	mm 2260	
	Height (With Canopy Stored)	mm 2800(2625)	
Weight	kg	3200	
Engine	Model	V2403-M-DI-TE-CSST	
	Type	Water Cooled 4-Cycle 4-Cylinder Vertical Diesel Engine (With Turbocharger)	
	Displacement	L 2.434	
Fuel Tank Capacity	Output	kW(PS)/lit-Hly/min 49.2(67)/66.0 / 2700	
	L	60	
Drive System	Crawlers	Width x Ground Contact Length	mm 500 x 1800
		Average Ground Contact Pressure	kPa 17.4
		Ground Clearance	mm 325
	Transmission	Traveling Speed	Low: 0-0.9 High: 0-1.75
Cutting	Steering	Clutch and Brake	
		Hydraulics	
	Pickup Roll Diameter x Width	mm 900 x 1903	
	Height Adjustment		
	Gathering Length	mm 2075	
	Cutter bar Length	mm 1980	
Cutting Height Range	mm 19-800		
Threshing/ Separating	Threshing Cylinder	Threshing System	Axial Flow
		Diameter x Length	mm 620 x 1650
		Revolutions	rpm 560
		Concave Area	sqm 1.456
Clearing	Sieve Case Length x Width	mm 1370 x 840	
	Oscillating / 3 Way Air Stream Clearing System		
Grain Tank	Capacity	L/m <sup>3</sup> kg 1250/1.25/approx.750	
	Grain Discharge Height Range	mm 1785-4465	
	Length of Grain Unloader	m 3.66	
	Turning Angle of Grain Unloader	degree 235	
Electrical System		12 Volts Battery Starting, Lighting Equipment, Alarms (Coolant Temperature, Battery Charge, Engine Oil, Grain Tank Full, and Tailings Clogging)	

Kubota reserves the right to adjust or upgrade specifications at any time without prior notice.



### Kubota Agricultural Machinery Pvt. Ltd

No.94, TVH BELICIAA, TOWER-1, 8<sup>th</sup> floor,  
MRC Nagar, Chennai - 600 028

Tel: +91-44-6104-1500 Fax: 044 6104 1600

Web: WWW.kubota.co.in, Follow Us:

## Outstanding Operational Performance

### Maximum Operating Speed of 1.75m/s

With a maximum operating speed of up to 1.75 m/s, the work efficiency has been greatly improved.



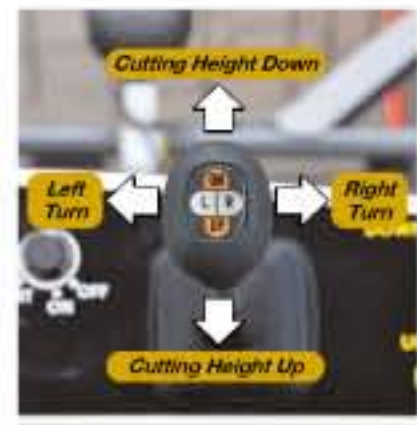
### Large Capacity Grain Tank

A standard feature, the large-capacity 1250L (1.25m<sup>3</sup>, approx.750kg) grain tank makes it possible to efficiently harvest grain for longer periods of time even in large fields.



### HST Transmission

The simple, stepless movement of the HST lever realizes the ideal speed for the specific conditions of job at hand. In addition, switching the direction of movement between forward and reverse is easily accomplished.



### Single Operating Lever

Such frequently used actions as making turns and adjusting cutting height require only simple movements of the operating lever with the right hand.

### Reliable Kubota Diesel Engine



World renowned Kubota diesel engine featuring enhanced fuel efficiency and environmentally-friendly performance.



\*Source: PB Survey 2020-including single-tyre tractors in the range of under 100hp

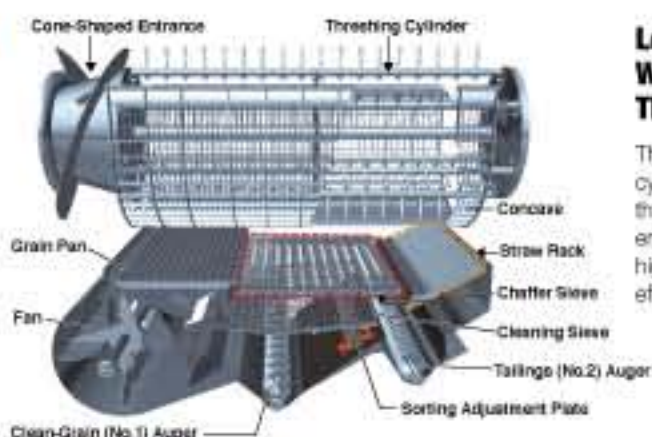
Max Power 66 HP



## Superior Threshing Performance

### Extended Sieve Case

The entire sieve case has been extended 90mm backward to increase the sieve area, which improves processing capacity and reduces threshing losses. In addition, sorting adjustment plate is attached to increase No.1 collection and reduce the No.2 recovery enabling to reduce the losses (the length of the sorting adjustment plate can be adjusted).



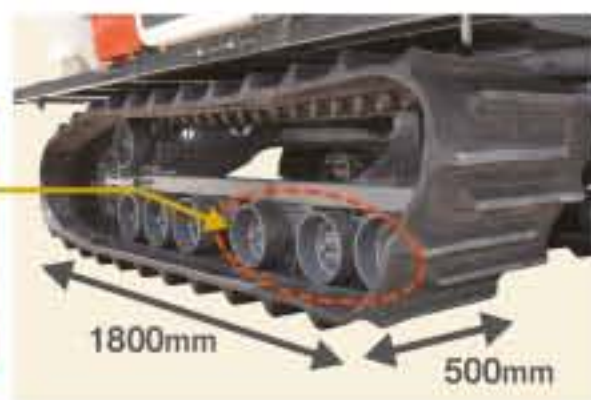
### Long and Wide-diameter Threshing Cylinder

The long and wide-diameter threshing cylinder is used. Securing a wide threshing space contributes to further enhance the threshing performance of high volume crop with the resulting effect of reduced threshing loss.

## Durability

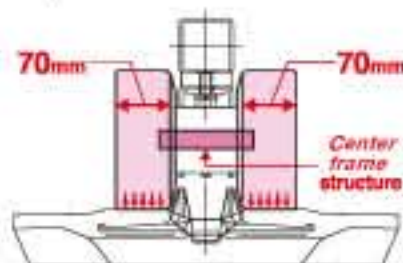
### Wide Track Rollers & Thick crawler for Long-term Durability

Wide and thick track rollers contribute to high abrasion resistance performance. In addition, thick and stiff crawlers realize high durability for the part on which track rollers pass.



### Center Frame Structure

Center frame structure of the track rollers contributes to distributing as well as minimizing the surface pressure to the crawler.



### Interchangeable 2-block Structure for the Header Bottom Plates

As the header bottom plate consists of two parts, it is possible to replace only the worn out part, thus contributing to extend the service life of the bottom plate, which in turn leads to the additional advantage of keeping the replacement cost lower.



### Kubota's Unique 3-way Air Stream Cleaning System

This feature delivers a stable stream of air throughout the sieve case. This contributes to precision separation by minimizing chaff and waste material even when processing a high-volume of grain.



### Tine Cover

Head loss is reduced as a result of the installation of the tine covers.



### Header Bottom Plate

The header bottom plate contributes to the reduction of head loss.



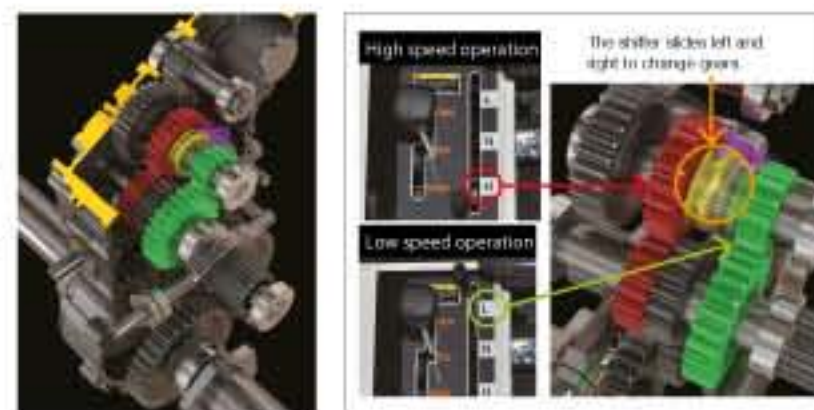
### Wear-resistance of Crop Passing Section

Wear-resistant materials are used for crop passing sections. Stainless steel plate is used for the inlet plate and the front side of top cover liner which are replaceable. In addition, a high-tensile strength steel plate is used for the header and feeder bottom plates, contributing to further enhancing wear resistance.



### Highly Durable Transmission


Method of selecting gear position by sliding the shifter on the shaft while gears being constantly meshed. Advantages include easier operation and longer gear life.



## Quick and Easy Maintenance

### Wide-opening Threshing Cylinder Top Cover

The wide-opening threshing cylinder top cover makes access to the threshing teeth and deflectors for inspection and/or replacement exceptionally simple without the use of any tools.



The screw plates, deflectors, and the front frame were not only made of wear resistant materials, but they are also replaceable.

### Slide-type Sieve Case Easily Detached and Reattached

Being of the slide-type, the sieve case is so easily detached and reattached that inspecting and cleaning its internal portions can be accomplished in minimal time without problem.



### Concave Easily Detached

With the threshing cylinder top cover open, the concave is easily detached for inspection and cleaning.



### Readily-opened Threshing Cylinder Side Cover

As the threshing cylinder side cover is easily opened, cleaning the surface of the chaffer sieve is uncomplicated and simple to complete.

### Readily-opened Protective Dust Cover

Inspecting and cleaning the radiator is easy due to the fact that the protective dust cover is readily opened without ever requiring the use of any tools.



### Easy Opening of the Grain Tank

The grain tank has a simple locking structure and can be easily opened wide. It makes maintenance and cleaning easier.



### Split Drive Sprocket

The drive sprocket can be replaced without having to release the crawler tension.



### Partitioned Rear Tension Roller

This feature brings about the positive result that it is possible to replace only the worn-out section.

